

UNDERSTANDING YOUR PSAT/SCORES

The title is written in a white, hand-drawn font on a black background. The word 'UNDERSTANDING' is on the top line, and 'YOUR PSAT/SCORES' is on the bottom line. A horizontal line is drawn under the word 'UNDERSTANDING'. The word 'PSAT/SCORES' is enclosed in a hand-drawn rectangular box. There are two curved arrows: one starting from the top right of the box and pointing to the word 'YOUR', and another starting from the bottom left of the box and pointing to the word 'UNDERSTANDING'.

WHY ARE MY PSAT SCORES **IMPORTANT**?

Your PSAT scores tell you:

1. What you know
2. What you need to work on to be successful in college

Your PSAT scores are used to predict your future SAT score

Your SAT score is used to help you generate your potential college/university application list

ACCESSING YOUR ONLINE PORTAL

- ❑ Go to studentscores.collegeboard.org
- ❑ Sign in with your username and password

Sign In with Your College Board Account

If you don't have access to Assessment Reporting yet, we'll tell you what to do next.

Username

Password

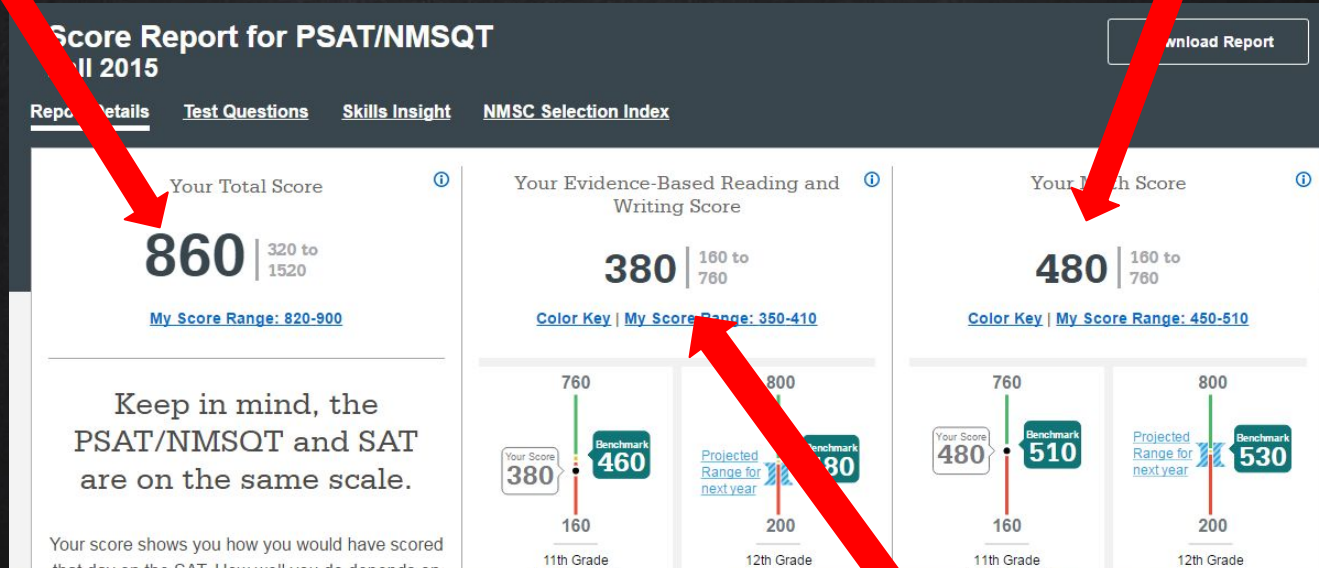
[Sign In](#)

Forgot [username](#) or [password](#)?
[Create a College Board account.](#)

YOUR SCORE DASHBOARD

Total Score

Math Score

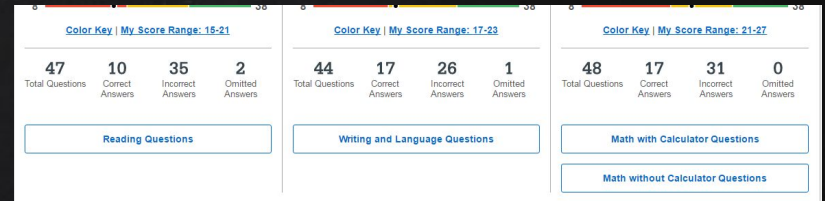
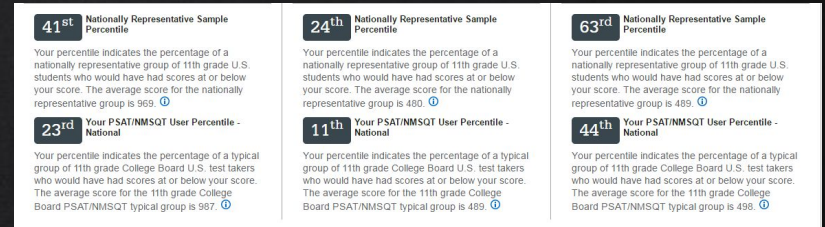
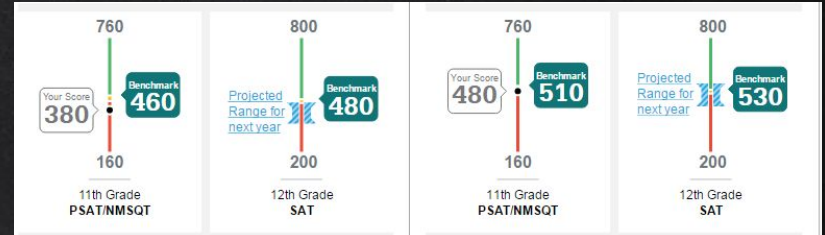


Reading/Writing Score

YOUR SCORE REPORT

What Will You See?

- ☐ Total and Section Scores
- ☐ Benchmarks
- ☐ Percentiles
- ☐ Test Scores
- ☐ Subscores

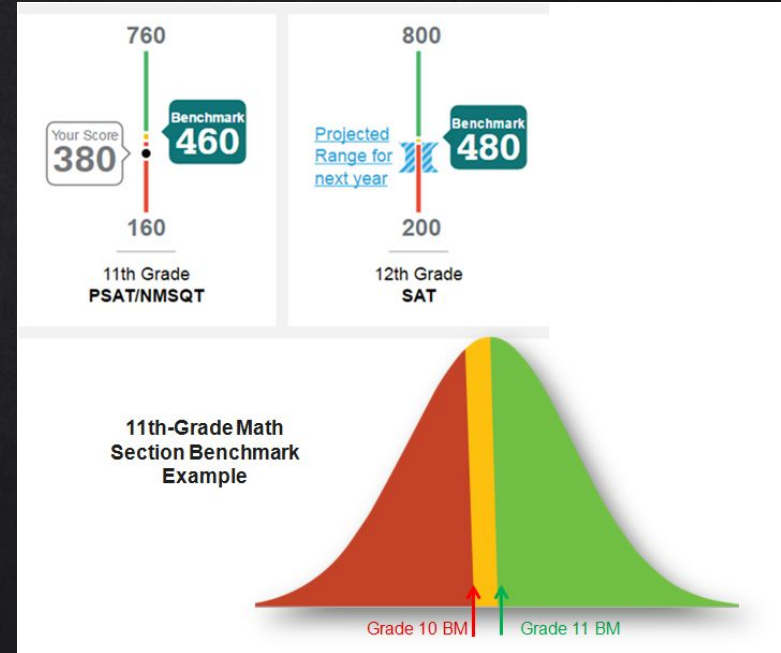


USING GRADE LEVEL AND COLLEGE READINESS BENCHMARKS

A student who meets the benchmark for their grade level is in the **green** range.

A student who does not meet the benchmark for the previous grade level is in the **red** range.

A student who falls between these two ranges is in the **yellow** range.



COMPARE YOUR PERFORMANCE TO STUDENTS ACROSS THE US

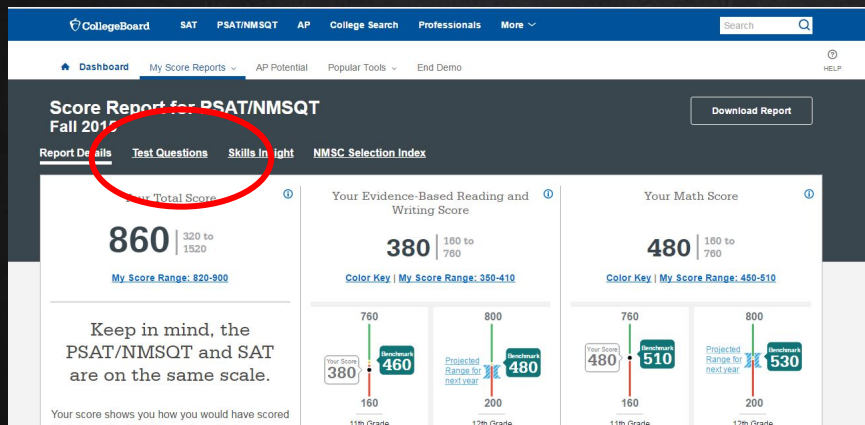
Percentiles show how a student ranks in comparison to other students. It represents the percentage of students whose scores fall at or below the student's score.



E.g.: A student whose math percentile rank is 57 scored higher or equal to 57% of all students who took the PSAT in the US

HOW TO SEE YOUR TEST QUESTIONS, ANSWERS, AND RESULTS

By using the PSAT Portal, you can see each individual question on the PSAT, your answer, the correct answer, and the answer explanation.



To find this section, click on the “Test Questions” tab, at the top of the portal page.

HOW TO SEE YOUR TEST QUESTIONS, ANSWERS, AND RESULTS

To see each individual question and explanation:

- Click on the test you'd like to explore (i.e., reading, writing and language, math)
- Click on the question number
- Click on "View Answer and Explanation"

Dashboard My Score Reports AP Potential Popular Tools End Demo				
Question #	Correct Answer	Your Answer	Difficulty #	Subscores/Cross-Test Scores
1	A	✓	■ □ □	N/A
2	A	B	■ ■ ■	N/A
3	B	✓	■ ■ □	N/A
4	C	A	■ ■ □	N/A
5	C	D	■ ■ □	Words in Context
6	B	C	■ ■ ■	Words in Context
7	B	D	■ □ □	N/A
8	D	A	■ ■ □	Command of Evidence
9	B	C	■ ■ □	N/A
10	C	✓	■ □ □	Analysis in History/ Social Studies Words in Context
11	B	C	■ □ □	Analysis in History/ Social Studies
12	A	C	■ ■ □	Analysis in History/ Social Studies

NOTE: You can also search for questions based on whether or not you answered correctly, and question difficulty.

SKILLS INSIGHT

The PSAT Portal also provides a “Skills Insight” summary, designed to help students understand how their scores relate to specific academic skills.

To find this summary, click on the “Skills Insight” tab at the top of the Portal.

The screenshot shows the PSAT/NMSQT Score Report for Fall 2015. The top navigation bar includes links for Dashboard, My Score Reports, AP Potential, Popular Tools, and End Demo. The main heading is "Score Report for PSAT/NMSQT Fall 2015". Below this, there are four tabs: Report Details, Test Questions, Skills Insight (highlighted with a red circle), and NCS Selection Index. A "Download Report" button is located to the right of the tabs. The Skills Insight section contains a paragraph explaining its purpose: "Skills Insight is designed to help students gain a better understanding of how scores relate to specific academic skills. It offers descriptions of performance and insight into skills measured at each score band. It also provides actionable suggestions for improving skills that help students gain additional practice. For a deeper analysis and personalized practice recommendations, link your score to the free official SAT practice on Khan Academy®." To the right of this text is a button that says "Practice for SAT on Khan Academy®". Below the Skills Insight section, there are three tabs for different subject areas: Reading, Writing and Language, and Math. The Reading tab is selected, showing a score of 18 (out of 38) and a circular progress indicator. The text below the score states: "Your score indicates that you are already likely able to: Recognize a straightforward similarity or difference in a pair of moderately challenging passages. Locate data or make a simple accurate interpretation of data in an informational graphic, such as a table, graph or chart (e.g., comparing the size of two clearly labeled...". To the right of this, there is a section titled "Improve your skills by focusing on the following suggestions:" which lists several suggestions for improvement, such as "Authors make particular word and phrases choices not only to convey information clearly and precisely but also to accomplish specific rhetorical purposes, such as provoking laughter or influencing readers' opinions. When you are reading moderately challenging texts, think about what purpose or effect is likely intended by..."

Dashboard My Score Reports AP Potential Popular Tools End Demo HELP

Score Report for PSAT/NMSQT Fall 2015

Download Report

Report Details Test Questions **Skills Insight** NCS Selection Index

Skills Insight is designed to help students gain a better understanding of how scores relate to specific academic skills. It offers descriptions of performance and insight into skills measured at each score band. It also provides actionable suggestions for improving skills that help students gain additional practice. For a deeper analysis and personalized practice recommendations, link your score to the free official SAT practice on [Khan Academy®](#).

Practice for SAT on Khan Academy®

Reading Writing and Language Math

18
8 to 38
Your Score

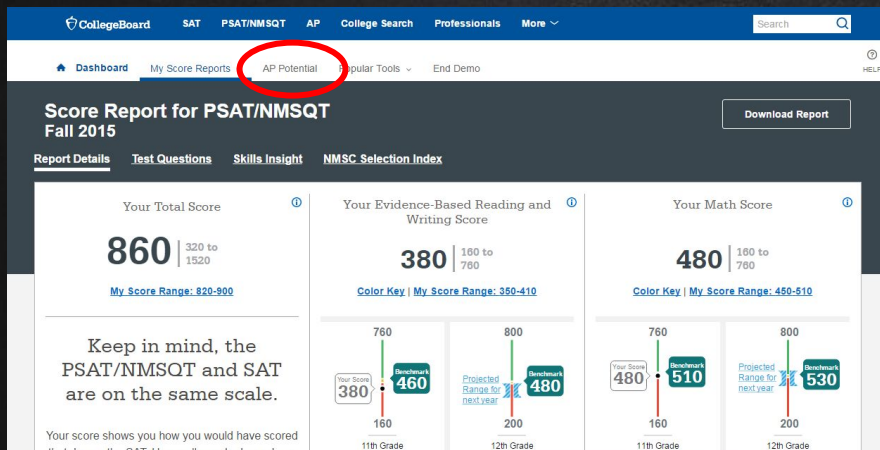
Your score indicates that you are already likely able to:

- Recognize a straightforward similarity or difference in a pair of moderately challenging passages
- Locate data or make a simple accurate interpretation of data in an informational graphic, such as a table, graph or chart (e.g., comparing the size of two clearly labeled...

Improve your skills by focusing on the following suggestions:

Authors make particular word and phrases choices not only to convey information clearly and precisely but also to accomplish specific rhetorical purposes, such as provoking laughter or influencing readers' opinions. When you are reading moderately challenging texts, think about what purpose or effect is likely intended by...

AP POTENTIAL



Course ¶	AP Potential ¶	Your School Offers This Course ¶	Matches Major ¶
Art History	●○○	×	×
Biology	●○○	×	×
Calculus AB	●○○	×	×
Chemistry	●○○	×	×
Comparative Government and Politics	●○○	×	×
Computer Science A	●○○	×	×
English Language and Composition	●○○	×	×
English Literature and Composition	●○○	×	×
Environmental Science	●○○	×	×
European History	●○○	×	×
Human Geography	●○○	×	×
Macroeconomics	●○○	×	×

Your PSAT scores can also be an indicator of how well you would perform in AP classes in specific subjects.

To find this list of classes, click on the “AP Potential” tab at the top of the Portal.

KHAN ACADEMY

Khan Academy is a free online tool that uses your PSAT information to provide you with personalized practice for the SAT.

Steps for Linking Student Accounts

Step 1: Visit satpractice.org.

This is where students can log in or create a Khan Academy account.

Step 2: Link accounts.

When prompted, students must agree to link their Khan Academy and College Board accounts.

Step 3: Send test results.

Students must sign in or create an account at collegeboard.org and click "Send" to send their scores to Khan Academy for a personalized practice plan.

The screenshot shows the Khan Academy 'Official SAT Practice' dashboard. At the top, there's a navigation bar with 'Subjects', 'Coach', a search bar, and user options for 'Home', a notification bell, and the user 'Kitt Hirasaki'. Below this is a secondary bar with 'Official SAT Practice', 'Dashboard' (highlighted), 'Practice', 'Tips and Planning', and 'Full Exams'. The main content area has a blue header with the text 'TODAY'S GOAL Practice your skills' and a prompt to 'Choose the area you'd like to focus on for improvement today.' Below this are two buttons: 'Practice Reading & Writing' and 'Practice Math'. The dashboard is divided into two main sections. The left section, 'Top test scores', includes a 'View Full Exams' link and a table of scores: TOTAL (1280), MATH (600), and READING & WRITING (680). The right section, 'Current skill levels', includes a 'What are skill levels?' link and shows progress for 'Math' and 'Reading & Writing'. At the bottom, there's a 'Contact us' section with a link to 'Review your PSAT answers on CollegeBoard.org' and a feedback prompt: 'Let us know if you have a problem or an idea for making this system better!'.

Top test scores			View Full Exams
TOTAL	MATH	READING & WRITING	
1280	600	680	

Current skill levels		What are skill levels?
Math	Reading & Writing	

WHAT CAN I DO TO IMPROVE MY SAT SCORES?

PRACTICE

- ☐ Review your portal to find out what you need to improve
- ☐ Read the questions you answered incorrectly to try and understand the skill in the future
- ☐ Use Khan Academy to take practice tests and review important skills
- ☐ Review test taking strategies

QUESTIONS?